

Thin Saw Blades (ATB)

Thin kerf saw designed for finish work on expensive wood where stock loss must be kept to a minimum. Recommended for use with large flange and stock thickness of a maximum of 3/4".

Manufacturing Technology:



Balance



Straight



Tension

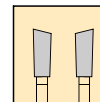
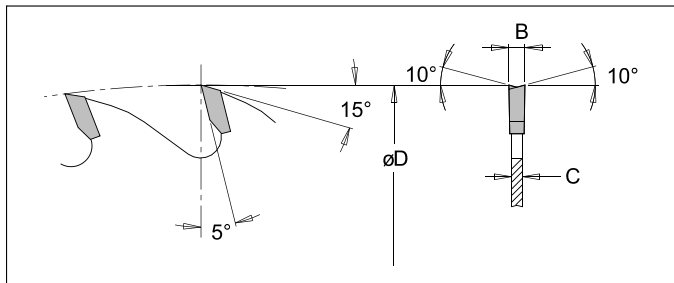
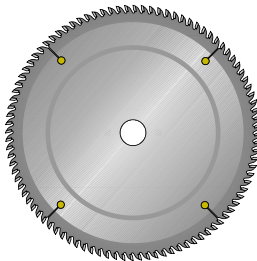


Boards & Veneered Boards:
Across & Along



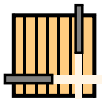
Dynamic Straightness

Tool no.	Dia.	Teeth	Kerf	Bore	Category
8-34 THIN-A	8"	34	.090" (2.3mm)	5/8"	S
8-64 THIN-A	8"	64	.094" (2.4mm)	5/8"	S
10-40 THIN-A	10"	40	.090" (2.3mm)	5/8"	S
10-80 THIN-A	10"	80	.094" (2.4mm)	5/8"	S
12-48 THIN-A	12"	48	.090" (2.3mm)	1"	S
12-96 THIN-A	12"	96	.094" (2.4mm)	1"	S
14-54 THIN-A	14"	54	.090" (2.3mm)	1"	S
14-108 THIN-A	14"	108	.090" (2.3mm)	1"	S



Extra Thin Saw Blades (ATB)

Extra thin kerf saw designed for finish work on expensive wood where stock loss must be kept to a minimum. Recommended for use with large flange and stock thickness of a maximum of 3/4".



Boards & Veneered Boards:
Across & Along

Tool no.	Dia.	Teeth	Kerf	Bore	Category
8-80 THIN	8"	80	.086" (2.2mm)	5/8"	S
10-100 THIN	10"	100	.086" (2.2mm)	5/8"	S

DIMAR Premium quality THIN saw blades are the perfect choice for cutting Technoform Glass Insulation (TGI™) materials such as Plastic Hybrid **Stainless Steel** (HPSS) insulating glass spacers.

