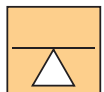


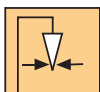
Solid Surface - Laminate Saw Blades

Trimming and sizing of solid surface material, laminated boards on two sides. No grabbing design. Most suitable for radial overarm saws.

Manufacturing Technology:



Balance

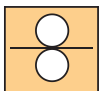


Dynamic Straightness



Laminate Boards:

Across & Along



Tension

Tool no.	Dia.	Teeth	Kerf	Bore	Style	Category
10-72 COR	10"	72	.126" (3.2mm)	5/8"	TCG	S
12-84 COR	12"	84	.126" (3.2mm)	1"	TCG	S
14-96 COR	14"	96	.126" (3.2mm)	1"	TCG	S
16-108 COR	16"	108	.130" (3.3mm)	1"	TCG	S