

Manufacturing Technology:



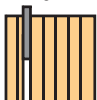
Balance



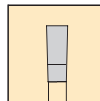
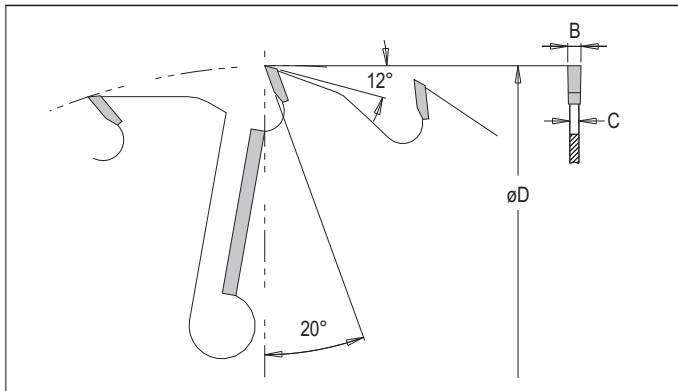
Straight



Tension



Solid Wood:
Along



Multi RIP Saw Blades

Designed to cut wet and dry wood.
With rakers to prevent the wood from making contact with the saw body.
Used in circular saw benches and multi rip saw machines.
Special Carbide that repels moisture and water and allows a longer cutting life.

Tool no.	Dia.	Teeth	Kerf	Bore	Keyway	Category
10-18 RIPM	10"	18+2	.126" (3.2mm)	70mm	4/20x5	S
12-20 RIPM	12"	20+2+2	.126" (3.2mm)	70mm	2/20x7	S
14-24 RIPM	14"	24+2+2	.138" (3.5mm)	70mm	2/20x8	S