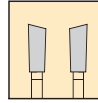
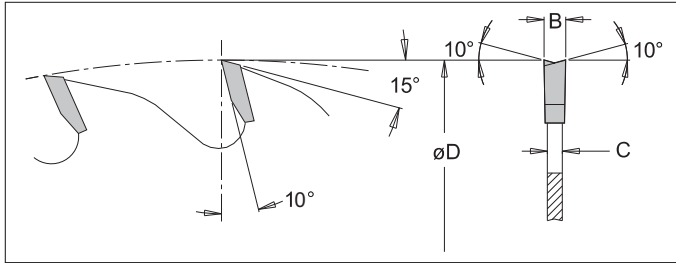
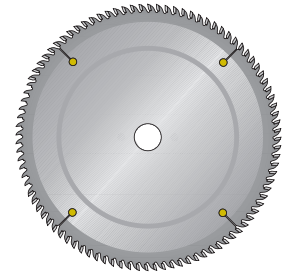


## Cut Off Saw Blades (ATB) Alternate Top Bevel



For general crosscutting along the grain and trimming of wood, plywood, and sizing pressboard, hardboard, chipboard, & particle board. This blade is furnished with 10°-15° hook (face) angle for fast feed giving a reasonable finish. For table saws, overhead saws & radial arm saws.



◆ Diamond Knockout

Tool no.	Dia.	Teeth	Kerf	Bore	Category
4-30 ATB-30	100mm	30	.102"(2.6mm)	30mm	S
7 1/4-24	7 1/4"	24	.118" (3.0mm)	5/8" ◆	S
7 1/4-40	7 1/4"	40	.118" (3.0mm)	5/8" ◆	S
8-24	8"	24	.118" (3.0mm)	5/8" ◆	S
8-34 ATB	8"	34	.118" (3.0mm)	5/8"	S
8-48 ATB	8"	48	.118" (3.0mm)	5/8"	S
8-64 ATB	8"	64	.118" (3.0mm)	5/8"	S
8 1/4-24	8 1/4"	24	.118" (3.0mm)	5/8" ◆	S
8 1/4-40	8 1/4"	40	.118" (3.0mm)	5/8" ◆	S
9-40 ATB	9"	40	.118" (3.0mm)	5/8"	S
9-60 ATB	9"	60	.118" (3.0mm)	5/8"	S
10-40 ATB	10"	40	.126" (3.2mm)	5/8"	S
10-60 ATB	10"	60	.126" (3.2mm)	5/8"	S
10-80 ATB	10"	80	.126" (3.2mm)	5/8"	S
12-48 ATB	12"	48	.126" (3.2mm)	1"	S
12-60 ATB	12"	60	.126" (3.2mm)	1"	S
12-72 ATB	12"	72	.126" (3.2mm)	1"	S
12-80 ATB	12"	80	.126" (3.2mm)	1"	S
12-96 ATB	12"	96	.126" (3.2mm)	1"	S
12-96 ATB-30	12"	96	.126" (3.2mm)	30mm+2 PH	S
14-54 ATB	14"	54	.138" (3.5mm)	1"	S
14-54 ATB-30	14"	54	.138" (3.5mm)	30mm+2 PH	S
14-72 ATB	14"	72	.138" (3.5mm)	1"	S
14-72 ATB-30	14"	72	.138" (3.5mm)	30mm+2 PH	S
14-84 ATB	14"	84	.138" (3.5mm)	1"	S
14-108 ATB	14"	108	.138" (3.5mm)	1"	S
14-108 ATB-30	14"	108	.138" (3.5mm)	30mm+2PH	S
16-60 ATB	16"	60	.138" (3.5mm)	1"	S
16-80 ATB	16"	80	.157" (4.0mm)	1"	S
16-96 ATB	16"	96	.138" (3.5mm)	1"	S
16-120 ATB	16"	120	.138" (3.5mm)	1"	S
18-66 ATB	18"	66	.157" (4.0mm)	1"	S
18-108 ATB	18"	108	.157" (4.0mm)	1"	S

### Manufacturing Technology:



Balance



Straight



Tension



Dynamic Straightness



**Boards & Veneered Boards:**  
Across & Along